



Espresso Ideas Box: Chocolate Worksheets

There are three photocopiable worksheets for this title: a template for a collage, a questionnaire for a chocolate factory visit and a writing frame for a diary of a day out. The activities stand alone, but using them in conjunction with the book will offer a more complete learning experience.

Learning objectives:

Collage of Quetzalcoatl:

- To generate ideas and a plan for a collage
- To use tools and materials without help




Chocolate factory questionnaire:

- To write a report by answering questions
- To developed ideas in a sequence of sentences

My diary:

- To record thoughts and feelings about an event
- To express opinions that are organised and coherent

TITLES IN THE SERIES CLICK [HERE](#) FOR MORE INFORMATION



Order copies of these books now at www.franklinwatts.co.uk and get 10% discount! Please enter promotional code DOWNLOAD10 at checkout to receive your discount.

Collage of Quetzalcoatl

- Trace the outline below onto a sheet of card.
- Collect some sweet wrappers. Decide how you will cover the shape.
- Cut out the wrappers and stick them all over the shape.



Name: _____

Date: _____

Chocolate factory questionnaire

- Use this sheet to find the answers to the questions on your chocolate factory visit.
- Think of two of your own questions and add them at the end.

1. How long does it take to make a chocolate bar?

2. How many types of cacao bean are used in one bar of chocolate?

3. What ingredients did you see being used today?

4. Describe the main stages in chocolate-making that you saw:

5. What is the most popular type of chocolate?

6. Which brand of chocolate is the oldest?

7.

8.

Name: _____

Date: _____

My diary

- After you've been on a day trip, fill in the box below to create a diary of the day.

Today I went on a visit to

I saw

I also saw

I learned that

The best part was

If I went back again, I would like to